

## DEPARTMENT OF ORAL MEDICINE AND RADIOLOGY

### Innovation in teaching, learning

We at the department of OMDR, believe in “Newer methods” of teaching and learning. Our UGs are taught many clinical, laboratory (x-ray Developing) skills and counselling/Deaddiction of tobacco habit in patients having both chewing and smoking form. Each and every UG student carries out ‘**Tobacco cessation counselling**’ using 5A’s technique for 10 patients. This will equip them to recognize habit patients and help them quit in their dental practice in future as well.



Each UG student is given a chance to present a small topic as “seminar” during their tenure in oral medicine. This will help them to learn communication and presentation skills. Students who wants to pursue academics as their career will benefit from this. A few difficult topics are also covered by conducting a small quiz program, so as to involve students in active learning. Student centered learning is encouraged by giving a topic to present as “**Scientific paper or Poster**” during regional student conferences.



A few advanced learners also encouraged to conduct small research in the form of questionnaire study or Survey to understand the entities and requirements of carrying out research.

*for*  
**Dr. Rainakant Nayak**  
**Principal**

**M.M.'s. N.G. Halgekar Institute of Dental Sciences  
& Research Centre, Belagavi-590010.**

To

The Principal  
Maratha Mandal's Nathajirao G Halgalkar Institute of  
Dental sciences and Research Centre Bolagavi.

Subject: Patient details from teleconsultation department.

Respected Sir,

The total number of patients who have availed teleconsultation facility for  
the month of January 2022 is 5.

With regards

*O. Prasad*  
1/2/22

Teleconsultation department

*[Faint stamp]*

*[Faint text]*

*[Faint text]*

Outward No: 2022/1

To,

The Principal  
Maratha Mandal's Nathajirao G Halgekar Institute of  
Dental sciences and Resarch Centre, Belagavi.

Subject: Patient details from teleconsultation department.

Respected Sir,

The total number of patients who have availed teleconsultation facility for  
the month of December 2021 is 3.

With regards

*O. Prabhakar*  
11/1/22

Teleconsultation department

Received  
#

*[Signature]*  
**Dr. Ramakant Nayak**  
Principal  
M.M's. N.G. Halgekar Institute of Dental Sciences  
& Research Centre, Belagavi-590010.



At deaddiction centers students visit and create awareness about the ill effects of smoking and tobacco habits on the patients health.





Our students conduct drawing competition and inspire school children to develop creativity and artistic skills through art and encourage them the importance of good early dental care. Key message to 'Take care of your teeth'

School Visit

Maratha Mandal's Central High School, Belagavi, Karnataka, India

Awareness program on oral hygiene by our students and staff



  
**Dr. Ramakant Nayak**  
Principal  
M.M's. N.G. Halgekar Institute of Dental Sciences  
& Research Centre, Belagavi-590010.

FIXED PROSTHDDONTCS

MANAGEMENT OF PATIENT WITH RIDGE DEFECT WITH ANDREW'S BRIDGE

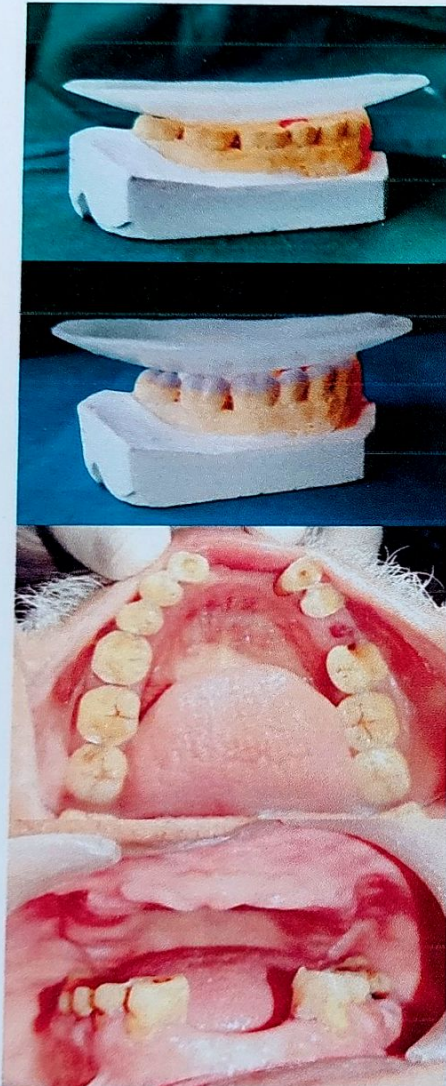
A patient with several missing teeth in the anterior aesthetic region along with severe ridge defect poses a greater challenge for prosthodontic rehabilitation. In such cases treatment using fixed partial denture (FPD) may not be feasible because of the extent of edentulous span and the periodontal conditions of the abutment teeth.. In such situations it is wise to select a combination of fixed partial prosthesis and removable partial prosthesis, which is going to tackle most of the existing problems in the compromised dental arches. The advantages of the Andrew's bridge system includes better aesthetics, hygiene along with better adaptability and phonetics. It is comfortable and economical for patients. There is no palatal extension as in the case of removable partial dentures. Good soft tissue response due to less soft tissue impingement. This type of prosthesis is more retentive and stable with minimal extension



*Dr. Ramakant Nayak*  
Principal  
M.M's. N.G. Halgekar Institute of Dental Sciences  
& Research Centre, Belagavi-590010.

## MAXILLARY SINGLE COMPLETE DENTURE AND MANDIBULAR OCCLUSAL REHABILITATION USING CUSTOM MADE OCCLUSAL PLANE TEMPLATE

Single complete denture is the type of denture that occludes against some or all natural teeth, a fixed restoration, or a previously constructed removable partial denture or complete denture. A custom made occlusal template was fabricated in this case using a volley ball. This occlusal plane template was used to restore the occlusal anatomy of the remaining attrited mandibular natural teeth and establish the curve of spee and curve of monsoon.



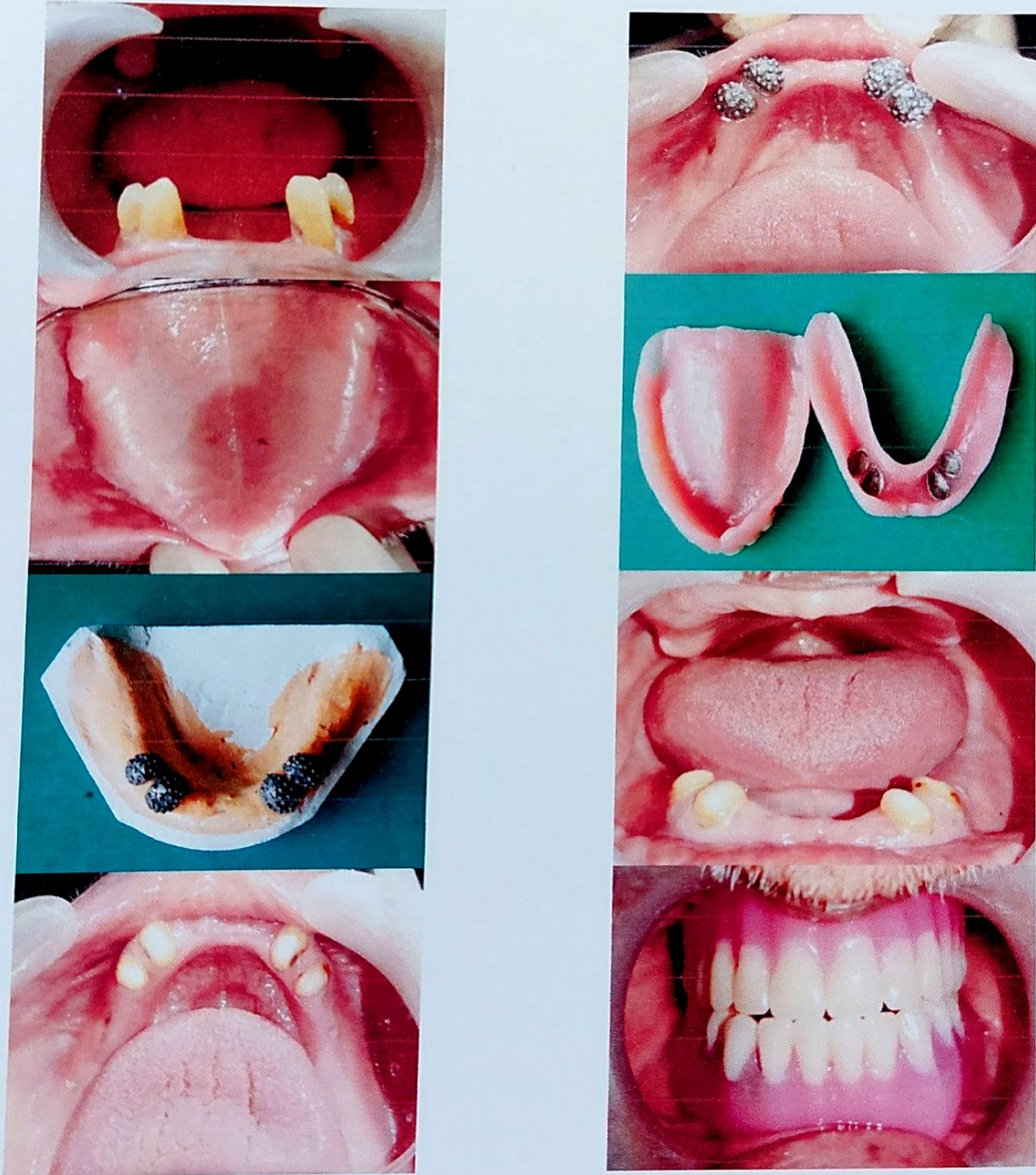
  
**Dr. Ramakant Nayak**  
Principal


M.M's. N.G. Halgekar Institute of Dental Sciences  
& Research Centre, Belagavi-590010.

## REMOVABLE PROTHODDONTICS

### TOOTH SUPPORTED OVERDENTURE

Extraction of teeth is followed by continuous ridge resorption and poor denture foundation. It also leads to loss of periodontal receptors which are responsible for masticatory function and jaw movements. Retaining a few remaining teeth and providing a denture using the support of existing teeth/ root will preserve the alveolar bone as well as the periodontal receptors leading to better masticatory efficiency.



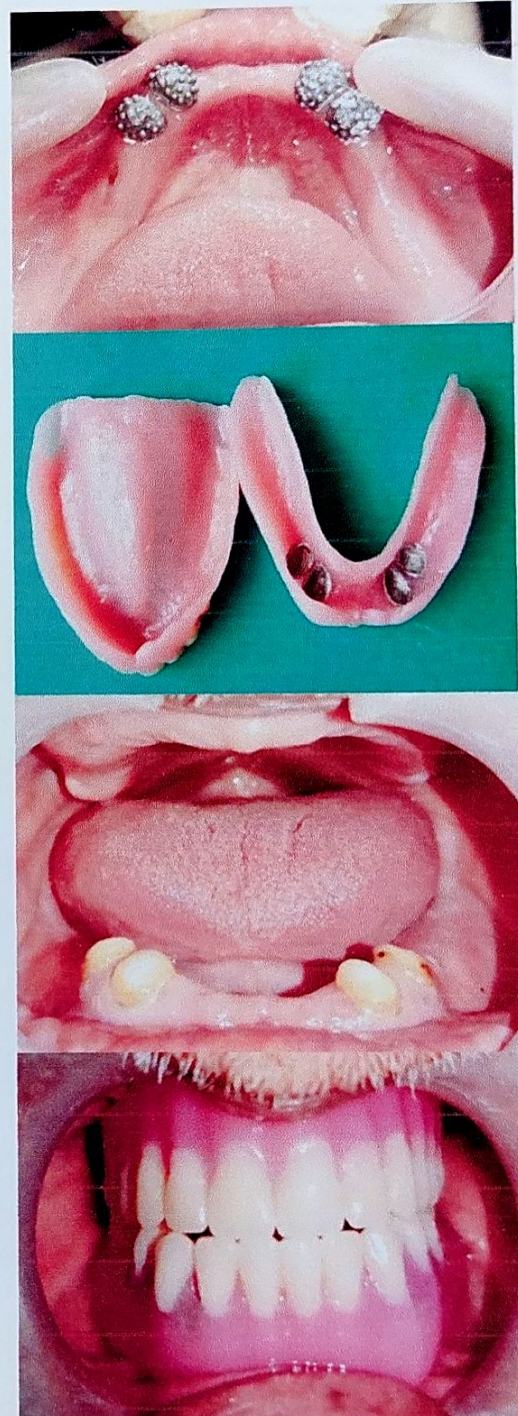
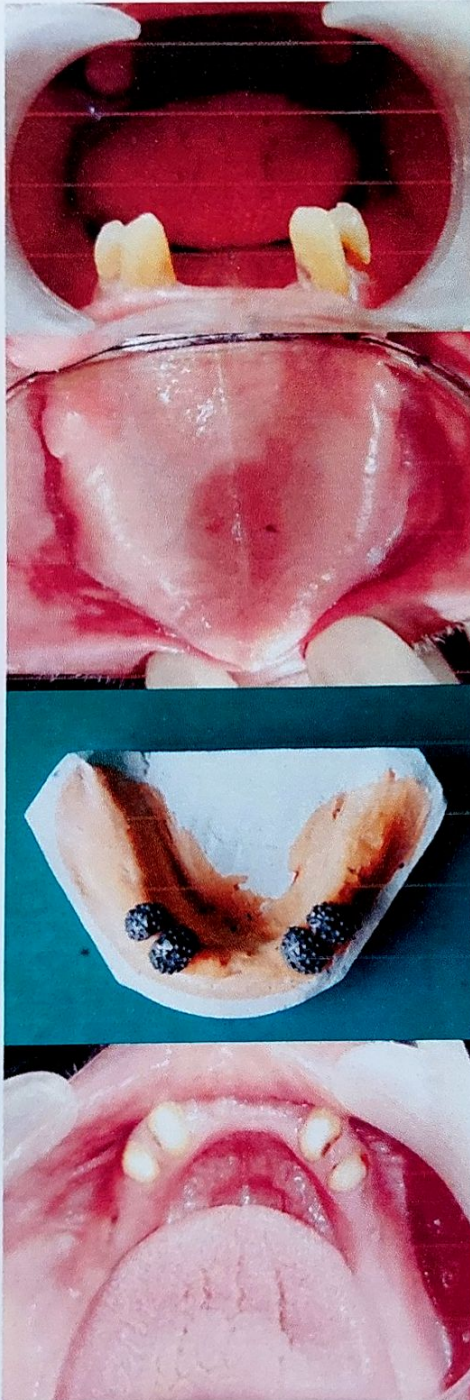
  
**Dr. Ramakant Nayak**  
Principal  
M.M's. N.G. Halgekar Institute of Dental Sciences  
& Research Centre, Belagavi-590010.




# REMOVABLE PROTHODODNTICS

## TOOTH SUPPORTED OVERDENTURE


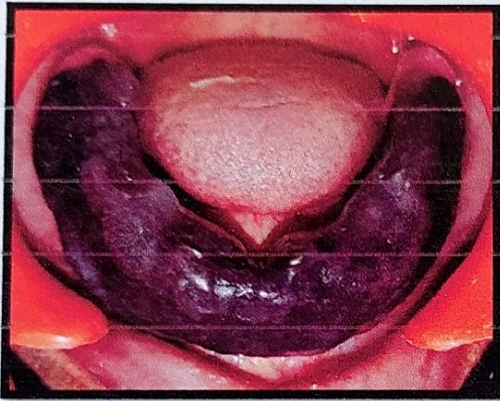
Extraction of teeth is followed by continuous ridge resorption and poor denture foundation. It also leads to loss of periodontal receptors which are responsible for masticatory function and jaw movements. Retaining a few remaining teeth and providing a denture using the support of existing teeth/ root will preserve the alveolar bone as well as the periodontal receptors leading to better masticatory efficiency.



  
**Dr. Ramakant Nayak**  
Principal  
M.M's. N.G. Halgekar Institute of Dental Sciences  
& Research Centre, Belagavi-590010.

## REHABILITATION OF COMPLETELY EDENTULOUS MANDIBULAR ARCH WITH NEUTRAL ZONE

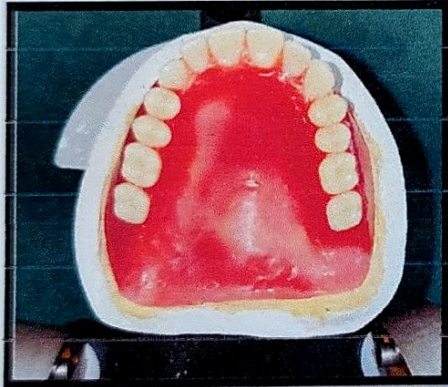
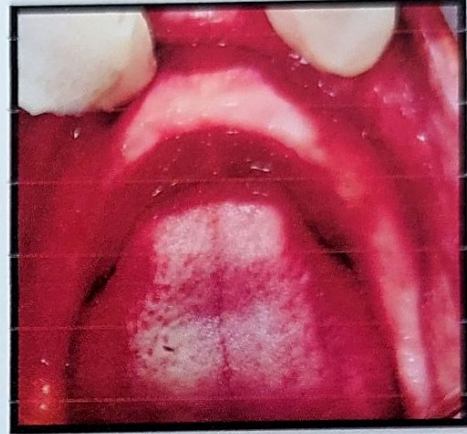
NEUTRAL ZONE is the zone of equilibrium in which the outward forces exerted by tongue to counter balance the inward forces of lips and cheeks in complete denture fabrication. The advantages of neutral zone technique are improved stability and retention, posterior teeth will be correctly positioned allowing sufficient tongue space. This procedure should be performed for the all-complete edentulous patients with resorbed ridges to increase the denture stability.



  
**Dr. Ramakant Nayak**  
Principal  
M.M's. N.G. Halgekar Institute of Dental Sciences  
& Research Centre, Belagavi-590010.

## REHABILITATION OF CLASS TWO EDENTULOUS ARCHES WITH COMPLETE DENTURES INCLUDING BALANCING RAMP

Balancing ramps provide a tripodization the denture bases as the patient moves the mandible from centric relation to a protrusive or a lateral positions. There is a smooth contact anteriorly on the teeth and posteriorly on the ramps.



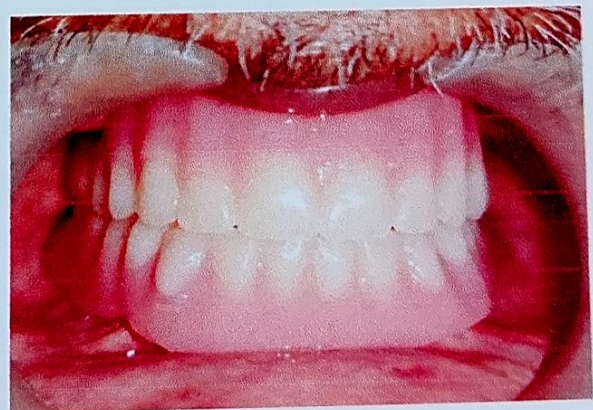
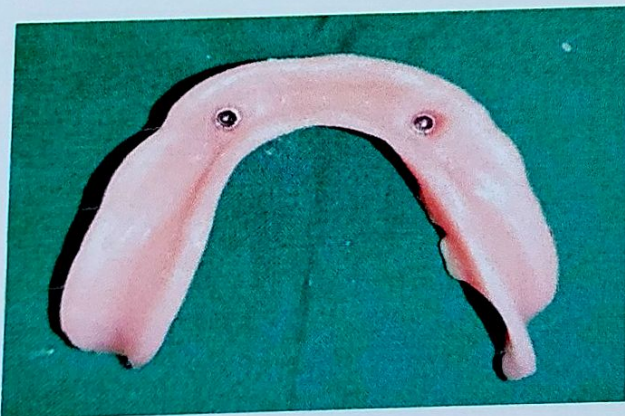
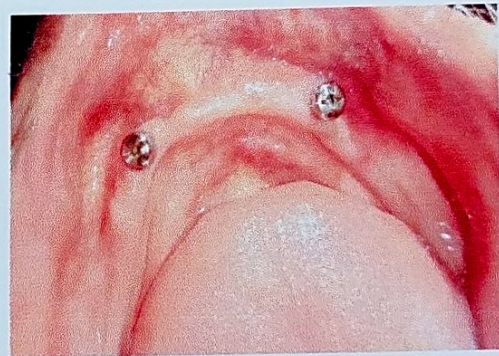
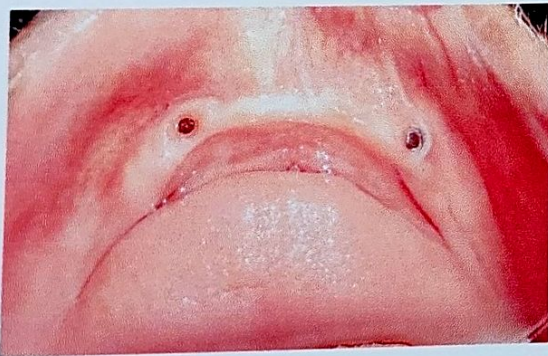
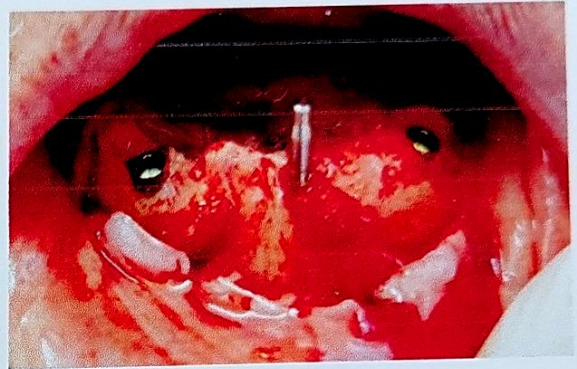
  
**Dr. Ramkant Nayak**  
Principal


M.M's. N.G. Halgekar Institute of Dental Sciences  
& Research Centre, Belagavi-590010.

# IMPLANT PROSTHODONTICS

## IMPLANT SUPPORTED OVERDENTURE

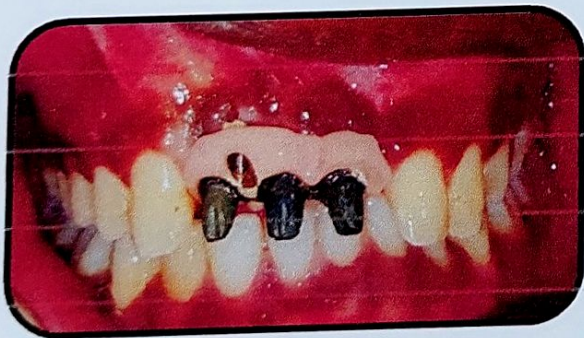
Implant- supported overdentures are a treatment alternative for many patients for whom conventional dentures are poorly tolerated. In ridges where the bone support is low for the retention of conventional complete dentures, the placement of implants in order to retain the denture gives the patient better masticatory efficiency and comfort. This type of denture has higher probability of success compared to overdentures supported by the roots of the natural teeth or the ones dependent on tissue for support.




  
**Dr. Ramakant Nayak**  
Principal  
M.M's. N.G. Halgekar Institute of Dental Science  
& Research Centre, Beigavi-590010.

## RESTORATION OF ANTERIOR MISSING TEETH BY IMPLANT SUPPORTED POULO MALO'S BRIDGE

In case of missing anterior teeth with large bony defects, conventional fixed partial denture possesses a challenge for rehabilitation which results in compromised esthetics. Hence, an innovative technique comprising of implant placement followed by an innovative crown and bridge procedure which is known as Paulo Malo's bridge. It enhances the aesthetics in cases with severe ridge defect


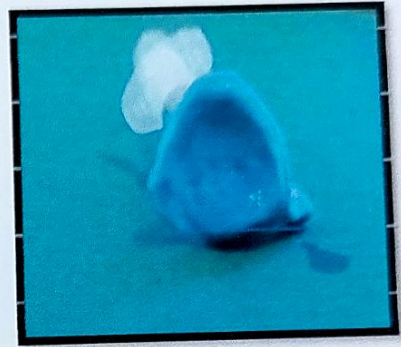


  
**Dr. Ramakant Nayak**  
Principal  
M.M's. N.G. Halgekar Institute of Dental Sciences  
& Research Centre, Belagavi-590010.

# MAXILLOFACIAL PROSTHODODNTICS

## OCCULAR PROSTHESIS

Severe physical and psychological distress occurs due to disfigurement caused by loss of eye. Psychological distress associated with the loss of eye can be significantly improved by an ocular prosthesis, simulating the natural eye. The ocular prosthesis is an artificial replacement for the bulb of the eye. After the surgeon enucleates the eye, prostodontist is a person who comes into an act of providing the patient with an artificial eye to overcome the agony of losing an eye. A well-made and properly made ocular prosthesis maintains its orientation when patient performs various movements. The patient cannot see by this prosthesis, this prosthesis will increase the self-confidence of the patient to face the world.



EYE PROSTHESIS




EYE PROSTHESIS INSERTION



PRE-OPERATIVE


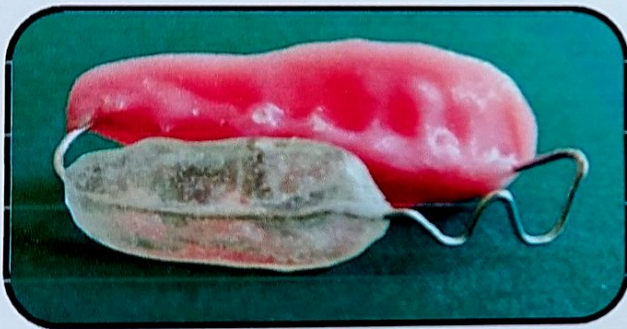


POST-OPERATIVE

  
**Dr. Ramakant Nayak**  
Principal  
M.M's. N.G. Halgekar Institute of Dental Sciences  
& Research Centre, Belagavi-590010.

## CORRECTION OF MANDIBULAR DEVIATION BY GUIDING FLANGE.

Guiding flange prosthesis is a mandibular conventional prosthesis designed for the patient who is able to achieve an appropriate mediolateral position of the mandible but is unable to repeat this position consistently for adequate mastication. Loss of continuity of the mandible destroys the balance and symmetry of mandibular function leading to altered mandibular movements, facial asymmetry, malocclusion and deviation of the residual fragment towards the surgical side. It helps in improving the confidence of the patient along with pleasing esthetics



  
**Dr. Ramakant Nayak**  
Principal  
M.M's. N.G. Halgekar Institute of Dental Sciences  
& Research Centre, Belagavi-590010.

## FULL MOUTH REHABILITATION

Full mouth rehabilitation is done in cases with severely worn out dentition with compromised occlusion. Cases with severe attrition compromises the esthetics and function of the patient. In order to improve the esthetics and function and reducing the sensitivity full mouth restoration of the teeth with crowns and bridges is performed.





**Dr. Ramakant Nayak**  
Principal

M.M's. N.G. Halgekar Institute of Dental Science  
& Research Centre, Belagavi-590010.




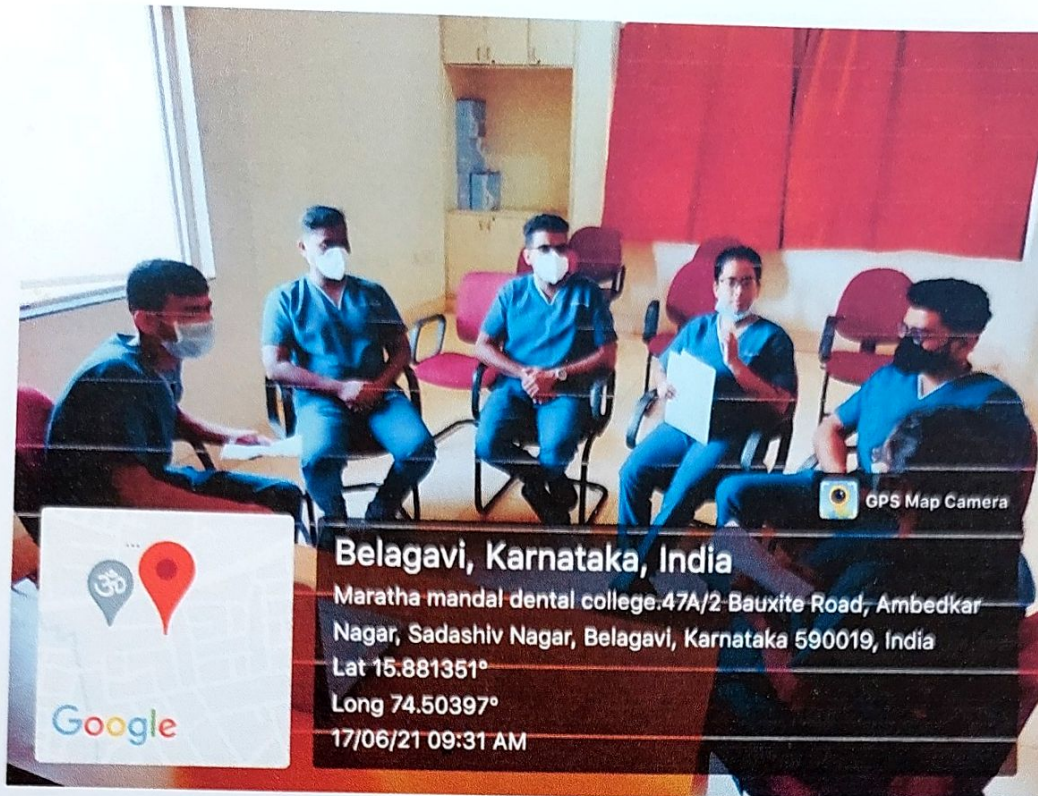
## DEPARTMENT OF ORTHODONTICS

On the occasion of Orthodontic week, the department organised a “Quiz Competition” for Interns & PG’s on 9/10/2021 which helps enhance the learning process for the students.



During Covid Lockdown, when the department wasn't treating Orthodontic patients, The PG training was carried out by group discussions using powerpoints of previous patient records, to continue with the teaching process even during difficult times.


  
**Dr. Ramakant Nayak**  
Principal  
M.M's. N.G. Halgekar Institute of Dental Sciences  
& Research Centre, Belagavi-590010.



### **PATIENT EDUCATION PROGRAM (7/10/2021)**

The concept of self-perception with regard to an individual's dental appearance plays a crucial role in seeking orthodontic treatment. A program was organized by the department for promoting awareness of orthodontic health. Patients were educated regarding the orthodontic health and treatment. Oral hygiene instructions were given and the patients were educated and motivated regarding the importance of the orthodontic treatment




  
**Dr. Ramakant Nayak**  
Principal  
M.M's. N.G. Halgekar Institute of Dental Sciences  
& Research Centre, Belagavi-590010.

# PEDIATRIC DENTISTRY

Teaching learning programme.



Demonstration of cavity preparation was given to undergraduates students during covid 19 when patient flow was less.



Application of rubber dam on model was Demonstrated to interns.

**Dr. Ramjant Nayak**  
Principal

**M.M's. N.G. Halgekar Institute of Dental Sciences  
& Research Centre, Belagavi-590010.**




Oral hygiene talk & screening programme in camp was conducted by Post graduates of our department.


  
**Dr. Ramakant Nayak**  
Principal  
M.M's. N.G. Halgekar Institute of Dental Sciences  
& Research Centre, Belagavi-590010.

# DEPARTMENT OF PERIODONTOLOGY

## ROLE PLAY

The Post Graduates of Department of Periodontology performed a role play on Immunology by enacting the different roles of cells to depict the functions of these cells.



  
**Dr. Ramakant Nayak**  
Principal  
M.M's. N.G. Halgekar Institute of Dental Sciences  
& Research Centre, Belagavi-590010.

### RAPID REVISION COURSE (2020)

This session was conducted for eight hours daily for 3 days. The postgraduate students from VPDC, Sangli also joined in the course. Numerous topics were dealt in depth and doubts from the postgraduates were cleared. Dr Ajit Nair, a gold medalist in Periodontology was the resource person of the course.



### **SEMINAR PRESENTATION BY INTERNS**



  
**Dr. Ramakant Nayak**  
Principal


**M.M's. N.G. Halgekar Institute of Dental Sciences  
& Research Centre, Belagavi-590010.**

## LEARN TO LEARN (25<sup>th</sup> January 2017)

Learning through activities encourages students to learn. "Learn to Learn" was a workshop conducted for the final year BDS students. Students participated in various activities which encouraged them to enjoy an effortless learning which could help them in their academic journey.



### **SEMINAR PRESENTATION IN THE FORM OF PERFORMING SKIT**



  
**Dr. Ramakant Nayak**  
**Principal**  
M.M's. N.G. Halgekar Institute of Dental Sciences  
& Research Centre, Belagavi-590010.

# PERIODONTOLOGY REVISITED

Department of Periodontology, Maratha Mandal's Nathajirao G. Halgekar Institute of Dental Sciences Belgaum in association with Indian Dental Association Belgaum Branch had organised a CDE programme for Interns of Both the Dental Colleges of Belgaum on 3rd March 2022 from 10:00 am "Perio -- Periodontology Revisited "@ MMNGHIDS College Auditorium. Interns from Kle Dental College and Maratha Mandal Dental College attended the program. Inauguration was done by the President Dr Sachin Shivanaikar, Hon Jt Secretary Dr Bindu Hosamani, CDE convenor Dr Aditya Acharya, President elect Dr Radhakrishna Harwadekar, Administrative Incharge of the Institute Dr Pushpa. Welcome address was delivered by President Dr Sachin Shivanaikar, Administrative Incharge Dr Pushpa. Distribution of Awards of the e-poster competition which was organised on the occasion of world Cancer Day on 4<sup>th</sup> February was done by Dr Radhakrishna Harwadekar. The speakers for the program were Dr Satya Kurada, Dr Akanksha Bhatt, Dr Sandeep katti and Dr Sachin Shivanaikar from the Dept of Periodontology of Maratha Mandal Dental College. Master of ceremony was Dr Varshita post graduate from dept of Periodontology. Participation Certificates was distributed and tea and snacks was organised during the tea break.



**Dr. Ramakant Nayak**  
Principal

**M.M.'s. N.G. Halgekar Institute of Dental Sciences  
& Research Centre, Belagavi-590010.**



## DEPARTMENT OF ORAL PATHOLOGY AND MICROBIOLOGY

### NATIONAL ORAL PATHOLOGIST DAY

The Department of Oral Pathology, Maratha Mandal's N.G.H Institute of Dental Science and Research centre, Belagavi celebrated "National oral pathologist day" on 25th February 2020, to commemorate the birthday of first Oral Pathologist of India Dr H M Dholakia. The celebration started with 'Principal Dr Ramakant Nayak and Dr Smita Pattanshetty addressing the students regarding Oral pathologist day and briefing them about the accomplishments of Dr Dholakia Sir. On this special occasion, the Department of Oral Pathology, conducted 'Free oral screening camp' for detection of oral precancerous and cancerous lesions in tobacco chewers and Gutkha abusers at Maratha Mandal Dental college and Uchagaon centre from 10am to 1pm. A total of 62 patients underwent screening for precancerous and cancerous lesions, who were then motivated to quit the tobacco habit and undergo treatment accordingly. Also we held drawing competition for histopathological similes for III BDS students. Students actively participated and prizes were distributed for the best three presentations.



  
Dr. Ramakant Nayak  
Principal

M.M's. N.G. Halgekar Institute of Dental Sciences  
& Research Centre, Belagavi-590010.

## NATIONAL ORAL PATHOLOGIST DAY

“National Oral pathologist day” was celebrated by Department of Oral Pathology to celebrate the birth anniversary of Dr HM Dholakia Sir. A half day program was organised for undergraduates and post graduates students of the institute. As a part of celebration Debate and essay competition was organised for the students on 25th February 2021.

Topic for Essay: Dentistry before and after Covid 19 Pandemic

Topic for debate: Is NEET really NEAT

The program started with the inaugural ceremony at the institute auditorium, followed by lighting of the lamp by Principal Dr Ramakant Nayak, Vice Principal Dr Viral Patil, HOD of Oral Pathology Dr Vijayalakshmi Kotrashetti and Dr Deepa Katgalkar.

A tribute was paid to legendary teacher Dr H M Dholakia sir by introducing sir to the gathering, followed by essay and debate competition.

A total of 10 participants each participated in debate and Essay competition.

Every participant was given participation certificate and 3 winners were selected each in essay and debate competition. Certificate was distributed by Dr Viraj Patil, vice principal and Dr V. M. Uppin, Academic Incharge.

The event was concluded by concluding remarks by Dr Ramakant Nayak, Principal of the institute.




  
Dr. Ramakant Nayak  
Principal

M.M's. N.G. Halgekar Institute of Dental Sciences  
& Research Centre, Belagavi-590010.

## NATIONAL ORAL PATHOLOGIST DAY

The Department of Oral Pathology and Microbiology of Maratha Mandal's Nathajirao G. Halgekar Institute of Dental sciences and Research centre, Belagavi celebrated National Oral Pathologist day to mark birth anniversary of Dr H.M Dholakia on 25<sup>th</sup> February 2022. Dr H.M Dholakia was the First recognised post graduate teacher of Oral Pathology in India. He is known as 'Bhishmapitamaha' of Oral Pathology and Microbiology, and a well-known academician, mentored many Oral Pathologists of India. On this occasion Department organized e-Poster and quiz competition for Undergraduate students. The topics for e-Poster were 'Importance of Oral Health', 'Team 32 in Oral Health', 'Recent advances in Oral cancer' and 'Oral manifestations of Covid- 19'. Total 11 e-Poster were presented. Quiz competition consisted of 4 team and lead by quiz master Dr Deepa Katgalkar. Total 16 participants participated. As an initiative the Department of Oral Pathology and Microbiology felicitated subject toppers in Dental Anatomy and Oral Histology, and Oral Pathology and Microbiology. Also for the entire month of February Department offered 50% discount on laboratory charges for Blood investigation for the benefit of patients visiting the Institute. The programme commenced by inauguration ceremony, Dr Vijayalakshi Kotrashetti welcomed gathering, introduced Dr H. M Dholakia followed by felicitating the toppers. Dr Ramakant Nayak, Principal addressed the students and appreciated the efforts put by students for the competition. Vote of thanks was delivered by Dr Deepa Katgalkar. After inauguration e-poster and quiz competition were held and winners were felicitated.

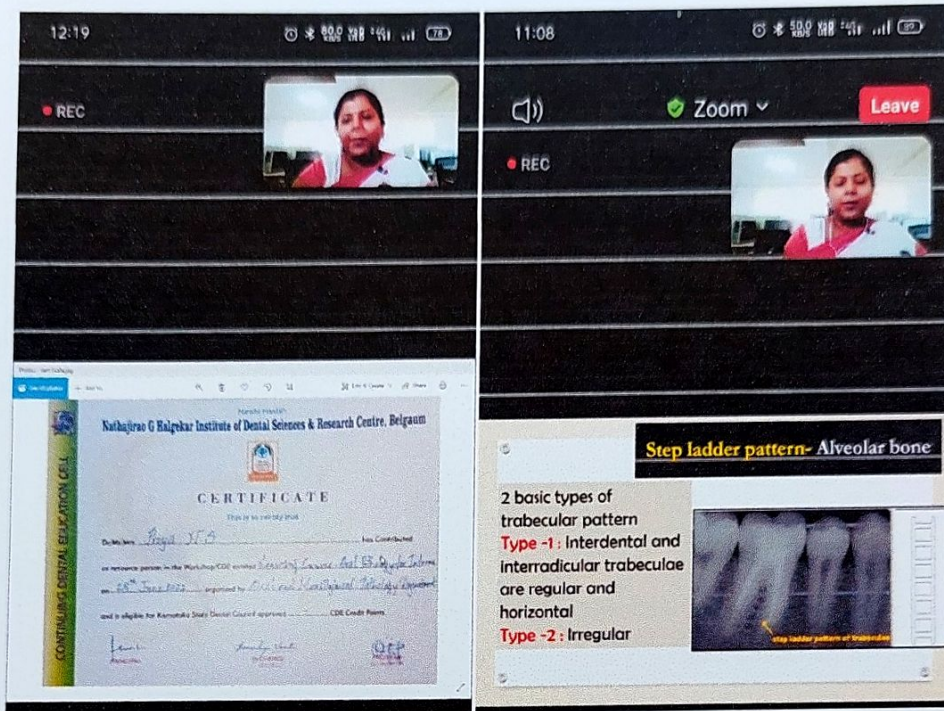


  
Dr. Ramakant Nayak  
Principal

M.M's. N.G. Halgekar Institute of Dental Sciences  
& Research Centre, Belagavi-590010.

## CDE PROGRAM


Department of Oral Pathology conducted a CDE program for interns and third year on 28th June 2021. The program was based on various terminologies and pathologies that are relevant in preparing for PG NEET entrance. The guest speaker for the program was Dr Priya NS, Professor, Department of Oral Pathology from V.S. Dental college and HOspital. The program was conducted through online mode. the title of the presentation was " Learning curves-Ortal Pathology for Interns



## CDE PROGRAM

Department of Oral Pathology conducted a CDE program for interns and third odd batch students on 27th September 2021. The program was based on various terminologies and pathologies that are relevant in preparing for PG NEET entrance. The guest speaker for the program was Dr Priya NS, Professor, Department of Oral Pathology from V.S. Dental college and Hospital. The program was conducted through online mode. The title of the presentation was "Learning curves- Oral Pathology for Interns- Part 2"



  
Dr. Ramakant Nayak  
Principal  
M.M's. N.G. Halgekar Institute of Dental Sciences  
& Research Centre, Belagavi-590010.